

SKIMZ



SKIMZ



SKIMZ iBOX | IB9 red

Dimensions
L176 x D285 x H580

Lighting
21 LED with Moonlight

Protein Skimmer
Option (IB9R)

SKIMZ iBOX | IB9 black

Dimensions
L176 x D285 x H580

Lighting
21 LED with Moonlight

Protein Skimmer
Option (IB9R)

SKIMZ iBOX | IB9 white


Dimensions
L176 x D285 x H580

Lighting
21 LED with Moonlight

Protein Skimmer
Option (IB9R)

Skimz Singapore LLP
5 Ang Mo Kio Industrial Park 2A
04-30 AMK Tech II
Singapore 567760

Information in this document is subject to change without notice.



THE NEW SKIMZ E-SERIES

Index

COMPANY Profile **3**

MONZTER Internal Skimmer **4**
SM121 SM161 SM201 SM251

MONZTER External Skimmer **6**
SM122 SM162 SM202 SM252 SM302

KONE Internal Skimmer **8**
SK181 SK201 SK251

KONE External Skimmer **9**
SK202 SK222 SK252

MONZTER Calcium Reactor **10**
CM122 CM152 CM202

MONZTER Nitrate Reactor **11**
NM122 NM152 NM202


MONZTER Fluidised Reactor **12**
FM100 FM150

MONZTER Zeolith Reactor **13**
ZM120 ZM150

MONZTER Overflow Box **14**
OM2500 OM5000

TURBOMAGNUM Skimmer **15**
Commercial Protein Skimmer
ST300 ST400 ST500 ST600 ST700 ST800 ST1000

IBOX Nano Tank **16**
IB9 - red IB9 - black IB9 - white



SKIMZ specialises in designing and building the most advanced marine equipment for professionals and hobbyists. We are committed to bringing you the widest range of excellent equipment at affordable prices for your marine and reef aquariums.

SKIMZ was founded in early 2000. We focus our initial years on aggressive product research and development; with the aim of bringing the best possible marine equipment to professionals and hobbyists. Today, we carry the widest range of outstanding equipments to suit your needs. Till date, we had customized a whole range of equipments for professional aquaculture farms and the marine industry with superb results.

SKIMZ uses the best material and latest technology in the manufacturing of all our equipments.



Micro-Adjustable Valve




For easy and precise setting of water level in the skimmer body.

Bubble-Free

The water exists the skimmer chamber around the bottom where it is almost bubble free.

Bubble Plate Design

It reduces bubble turbulence and hence minimizes premature bubble bursting. This result in the reduced height of the skimmer body allowing the skimmer to easily fit into most installations.



SKIMZ | MONZTER | SM121

Dimensions
L153 x D140 x H530mm

Body Diameter
120mm

Pump
1 Skimz ES2000

Air Intake
540 l/h

Total Watts
12

For Aquarium
200 - 750 L

SKIMZ | MONZTER | SM161

Dimensions
L188 x D188 x H545mm

Body Diameter
160mm

Pump
1 Skimz E2800

Air Intake
780 l/h

Total Watts
13

For Aquarium
500 - 1,200 L

SKIMZ | MONZTER | SM201

Dimensions
L234 x D234 x H545mm

Body Diameter
200mm

Pump
1 Skimz ES5000

Air Intake
960 l/h

Total Watts
20

For Aquarium
800 - 2,000 L

SKIMZ | MONZTER | SM251

Dimensions
L291 x D291 x H575mm

Body Diameter
250mm

Pump
2 Skimz ES5000

Air Intake
1,920 l/h

Total Watts
40

For Aquarium
1,000 - 3,000 L



Micro-Adjustable Valve


For easy and precise setting of water level in the skimmer body.

Bubble-Free

The water exists the skimmer chamber around the bottom where it is almost bubble free.

Bubble Plate Design

It reduces bubble turbulence and hence minimizes premature bubble bursting. This result in the reduced height of the skimmer body allowing the skimmer to easily fit into most installations.



SKIMZ | MONZTER | SM122

Dimensions
L176 x D290 x H580

Body Diameter
120mm

Pump
1 Skimz ES2000

Air Intake
540 l/h

Total Watts
12W

Feed Pump
800 l/h

For Aquarium
200 - 750 L

Fittings
Georg Fischer Piping

SKIMZ | MONZTER | SM162

Dimensions
L208 x D340 x H580

Body Diameter
160mm

Pump
1 Skimz ES2800

Air Intake
780 l/h

Total Watts
13W

Feed Pump
1,500 l/h

For Aquarium
500 - 1,200 L

Fittings
Georg Fischer Piping

SKIMZ | MONZTER | SM202

Dimensions
L276 x D375 x H580

Body Diameter
200mm

Pump
1 Skimz ES5000

Air Intake
960 l/h

Total Watts
20W

Feed Pump
2,000 l/h

For Aquarium
800 - 2,000 L

Fittings
Georg Fischer Piping

SKIMZ | MONZTER | SM252

Dimensions
L329 x D416 x H600

Body Diameter
250mm

Pump
2 Skimz ES5000

Air Intake
1,920 l/h

Total Watts
40W

Feed Pump
2,800 l/h

For Aquarium
1,000 - 3,000 L

Fittings
Georg Fischer Piping

SKIMZ | MONZTER | SM302

Dimensions
L391 x D540 x H645

Body Diameter
300mm

Pump
3 Skimz ES5000

Air Intake
2,880 l/h

Total Watts
60W

Feed Pump
3,500 l/h

For Aquarium
1,500 - 4,000 L

Fittings
Georg Fischer Piping



KONE Internal Skimmer


E-Series

SK181 SK201 SK251

KONE External Skimmer

E-Series

SK202 SK222 SK252



SKIMZ KONE | SK181

Dimensions
L210 x D210 x H535

Base Diameter
180mm

Pump
1 Skimz ES2800

Air Intake
780 l/h

Total Watts
13W

For Aquarium
200 - 1,200 L

SKIMZ KONE | SK201

Dimensions
L233 x D233 x H555

Base Diameter
200mm

Pump
1 Skimz ES5000

Air Intake
960 l/h

Total Watts
20W

For Aquarium
800 - 2,000 L

SKIMZ KONE | SK251

Dimensions
L291 x D291 x H560

Base Diameter
250mm

Pump
2 Skimz ES5000

Air Intake
1,920 l/h

Total Watts
40W

For Aquarium
1,000 - 3,000 L

SKIMZ KONE | SK202

Dimensions
L262 x D290 x H630

Base Diameter
200mm

Pump
1 Skimz ES2800

Air Intake
780 l/h

Total Watts
13W

Feed Pump
1,500 l/h

For Aquarium
200 - 1,200 L

Fittings
Georg Fischer Piping

SKIMZ KONE | SK222

Dimensions
L281 x D330 x H660

Base Diameter
220mm

Pump
1 Skimz ES5000

Air Intake
960 l/h

Total Watts
20W

Feed Pump
2,000 l/h

For Aquarium
800 - 2,000 L

Fittings
Georg Fischer Piping

SKIMZ KONE | SK252

Dimensions
L310 x D345 x H650

Base Diameter
250mm

Pump
2 Skimz ES5000

Air Intake
1,920 l/h

Total Watts
40W

Feed Pump
2,800 l/h

For Aquarium
1,000 - 3,000 L

Fittings
Georg Fischer Piping



MONZTER Calcium Reactor







E-Series

CM122 CM152 CM202

MONZTER Nitrate Reactor

E-Series

NM122 NM152 NM202



SKIMZ MONZTER | CM122

Dimensions
L176 x D235 x H550

Body Diameter
120mm

Pump
1 Skimz E2000

Total Watts
31.5W

Feed Pump
300 - 500 l/h

Include Second Chamber
Yes. Dual-stage

For Aquarium
up to 1,000 L

Fittings
Georg Fischer Piping

SKIMZ MONZTER | CM152

Dimensions
L206 x D265 x H560

Body Diameter
150mm

Pump
1 Skimz E2800

Total Watts
55W

Feed Pump
500 - 1,000 l/h

Include Second Chamber
Yes. Dual-stage

For Aquarium
up to 1,500 L

Fittings
Georg Fischer Piping

SKIMZ MONZTER | CM202

Dimensions
L256 x D330 x H575

Body Diameter
200mm

Pump
1 Skimz E4200

Total Watts
80W

Feed Pump
1,200 - 2,000 l/h

Include Second Chamber
Yes. Dual-stage

For Aquarium
up to 2,500 L

Fittings
Georg Fischer Piping

SKIMZ MONZTER | NM122

Dimensions
L176 x D235 x H550

Body Diameter
120mm

Pump
1 Skimz E1150

Total Watts
25W

Feed Pump
300 - 500 l/h

Include Second Chamber
Yes. Dual-stage

For Aquarium
up to 1,000 L

Fittings
Georg Fischer Piping

SKIMZ MONZTER | NM152

Dimensions
L206 x D265 x H560

Body Diameter
150mm

Pump
1 Skimz E2000

Total Watts
31.5W

Feed Pump
500 - 1,000 l/h

Include Second Chamber
Yes. Dual-stage

For Aquarium
up to 1,500 L

Fittings
Georg Fischer Piping

SKIMZ MONZTER | NM202

Dimensions
L256 x D330 x H575

Body Diameter
200mm

Pump
1 Skimz E2800

Total Watts
55W

Feed Pump
1,200 - 2,000 l/h

Include Second Chamber
Yes. Dual-stage

For Aquarium
up to 2,500 L

Fittings
Georg Fischer Piping



MONZTER Fluidised Reactor

FM100 FM150

MONZTER Zeolith Reactor

ZM120 ZM150



SKIMZ | MONZTER | FM100

Dimensions
L185 x D124 x H470mm

Body Diameter
100mm

Feed Rate
600 - 1,000 l/h

For Aquarium
up to 600 L

Fittings
Georg Fischer Piping

SKIMZ | MONZTER | FM150

Dimensions
L182 x D210 x H470mm

Body Diameter
150mm

Feed Rate
1,500 - 2,000 l/h

For Aquarium
up to 1,500 L

Fittings
Georg Fischer Piping

SKIMZ | MONZTER | ZM120

Dimensions
L145 x D175 x H460mm

Body Diameter
120mm

Feed Rate
1,000 - 1,200 l/h

Double Chamber
Yes

For Aquarium
up to 1,000 L

Fittings
Georg Fischer Piping

SKIMZ | MONZTER | ZM150

Dimensions
L182 x D220 x H465mm

Body Diameter
150mm

Feed Rate
1,800 - 2,000 l/h

Double Chamber
Yes

For Aquarium
up to 2,000 L

Fittings
Georg Fischer Piping



MONZTER Overflow Box

OM2500 OM5000

TURBOMAGNUM Skimmer

ST300 ST400 ST500 ST600
ST700 ST800 ST1000



SKIMZ | OM2500

MONZTER

Dimensions
L184 x D185 x H240mm

Pump Flow Rate
up 2,500 l/h

Bulkhead Outflow
1

For Aquarium
up to 500 L

SKIMZ | OM5000

MONZTER

Dimensions
L233 x D198 x H257mm

Pump Flow Rate
up 5,000 l/h

Bulkhead Outflow
2

For Aquarium
up to 1,000 L

SKIMZ | ST300

MAGNUM

Dimensions
L740 x D440 x H2,040mm

Body Diameter
300mm

For Water Volume
up to 6,000 L

SKIMZ | ST500

MAGNUM

Dimensions
L940 x D640 x H2,040mm

Body Diameter
500mm

For Water Volume
up to 16,500 L

SKIMZ | ST700

MAGNUM

Dimensions
L1140 x D840 x H2,500mm

Body Diameter
700mm

For Water Volume
up to 39,000 L

SKIMZ | ST800

MAGNUM

Dimensions
L1240 x D940 x H2,500mm

Body Diameter
800mm

For Water Volume
up to 51,000 L

SKIMZ | ST400

MAGNUM

Dimensions
L840 x D540 x H2,040mm

Body Diameter
400mm

For Water Volume
up to 10,500 L

SKIMZ | ST600

MAGNUM

Dimensions
L1040 x D740 x H2,040mm

Body Diameter
600mm

For Water Volume
up to 24,000 L

SKIMZ | ST1000

MAGNUM

Dimensions
L1440 x D1040 x H2,500mm

Body Diameter
1,000mm

For Water Volume
up to 80,000 L

